



20

25

— annual report —



letter from bijan

Dear Redeemer West Side,

Our theme over the 2025-2026 ministry year has been "To Know the Living God." Not merely to learn about him or to do things for him (important as those things are), but to walk with him, to experience him, to have our lives transformed by him. The values that have animated our church—renewed by worship, welcoming into community, growing as disciples, and promoting shalom—are not ends in themselves. They are means to an end, and the end of it all is to know God and to help others know him, too.

As a church, we are committed to helping each other know the living God. Through the kind of community we form and the spiritual practices we engage in, we can learn more about God and live more with God in our day-to-day lives.

We also seek to help our friends and neighbors throughout our city know God, too. We want to equip you to share your faith with confidence and winsomely. We want our W83 building to continue to be a sacred space in the city: a place where our church, our friends, our neighbors can come and meet the living God. We seek to serve our city, bringing practical hope and help where there is need.

In the pages that follow, you'll read about many ways God has used RWS over the past year to help us know him. As you read and celebrate what God has done through our church, please know how grateful I am, and all our staff, elders, and trustees are, for the ways you have joyfully, sacrificially, and generously joined with us to know God and help others know him, too.

With great gratitude for the past, we look forward to all that's to come.

Onward,

Rev. Bijan Mirtolooi
Redeemer West Side

worship



1,047

average Sunday
attendance
(in-person and virtual)



181

average weekly
attendance
in West Side Kids



203,219

total YouTube views



68

average weekly Youth
attendance on Friday night

membership



55

new members
welcomed



9

infants baptized



Redeemer West Side is living out a sacred call by Jesus to **love our neighbors** and **heal our city**.

Church Family Meals, serving lunch to over 500 congregants one Sunday a month after service, started in March 2025 and connected our community deeper over a regular shared meal.



Alpha, a dinner and conversation series designed for those open to exploring the Christian faith - seekers, skeptics, agnostics, atheists, and people of other faiths - started in Fall 2025 with 31 people meeting for 10 weeks.



#GivingTuesday raised \$51,051 for new family ministry initiatives that guide parents, children, and teens to know the living God.



225 people attended our Known & Loved Conference with Dr. Curt Thompson in April 2025.

In March 2025, we started the quarterly Members' Connect to hear from and disciple our church members deeper and more regularly.

Monthly Spiritual Practices Workshops began in the fall to explore various spiritual practices and how to practically live them out in our busy and complex world. Topics in 2025 included: Generosity, Evangelism, Scripture, and Community.



We began preparing for the launch of a new evening service in March 2026.




q1

q2

q3

q4



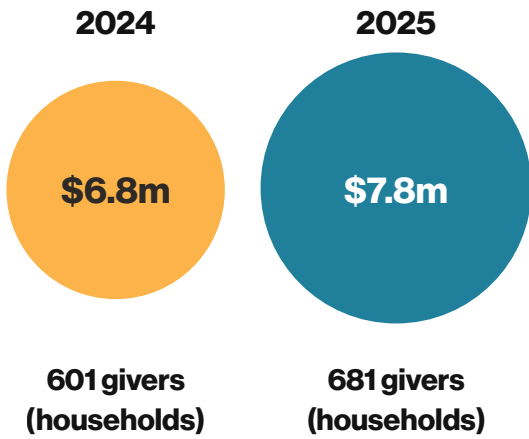
New Family Ministry! We launched a unified ministry link for the entire family unit — from marriage and parenting support to the discipleship of our children and youth.



Over 50 people learned from Dr. Daniel Strange, Jennifer Chan, and Rev. Bijan Mirtolooi at our Talking About Jesus Today Conference in Fall 2025.

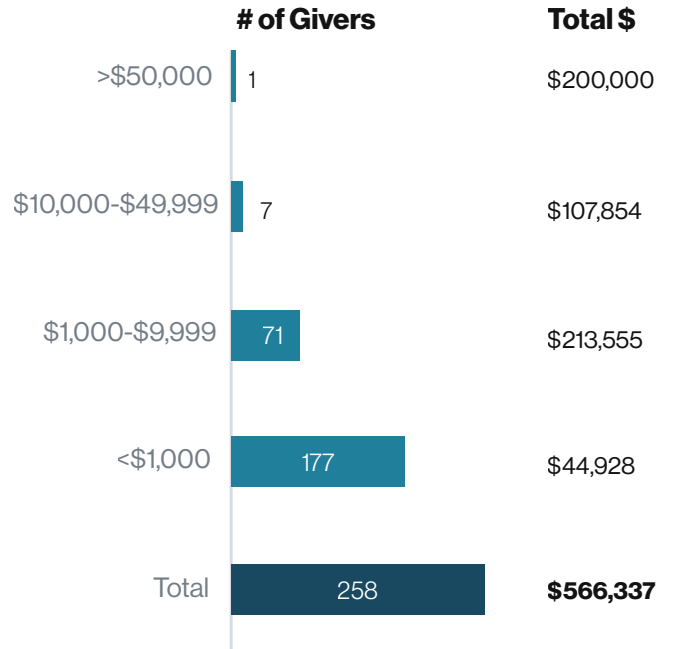
We expanded our Board of Trustees from 3 to 9, allowing for greater member involvement in this vital leadership role.

more givers



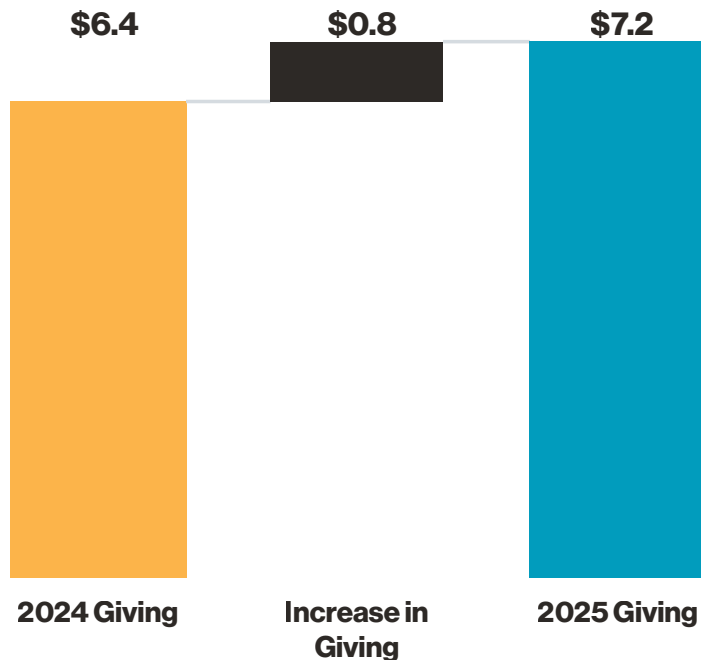
new givers

258 new givers giving \$566k



giving generously

Of those who gave in both 2024 & 2025, they gave more generously in 2025 (\$m)



All Funds

	2024	2025	YTY
Income			
General Contributions	\$11,327,162	\$12,704,175	12%
RCS Sponsor A Client	109,400	49,165	-55%
Special Gift for Building	50,000	1,000,300	1901%
Strategic Plan		625,974	
Mercy & Justice	147,726	109,702	-26%
Building a Clinic Team	350,000	87,500	-75%
Leadership Bridge Fund	200,000		-100%
Endowment for College Students	90,029	20,000	-78%
Counseling Fees	2,904,409	3,008,602	4%
W83 Licensing Income	487,998	475,434	-3%
Gospel in Life	541,667	582,380	8%
CFW/Gotham	166,179	170,129	2%
Other	723,721	637,925	-12%
Total Income	\$17,098,291	\$19,471,286	14%
Expenses			
Personnel	\$9,180,007	\$10,205,749	11%
Operating	6,407,433	8,037,085	25%
Allocation	277,640	289,033	4%
Total Expenses	\$15,865,080	\$18,531,867	17%
Net Proceeds	\$1,233,211	\$939,419	-24%

*Other - Investment Income, Program Income, Other Contributions

All Funds	Redeemer West Side			Redeemer Lincoln Square		
	2024	2025	YTY	2024	2025	YTY
Revenue						
Operating Giving	\$6,799,115	\$7,831,378	15.18%	\$3,951,556	\$4,154,116	5%
Mercy and Justice Giving	124,266	51,878	-58%	23,460	57,824	146%
Special Gift for Building	50,000	1,000,300				
Strategic Plan Fund					625,974	0%
Gospel In Life (Royalty Income)	379,167	407,380	7%	162,500	175,000	8%
Other	241,440	248,702	3%	178,038	213,185	20%
Other Contributions		52,051				
Net Investment Income	241,440	196,651	-19%	178,038	213,185	20%
License Fee Income	487,998	475,434	-3%			
Total Revenue	\$8,081,986	\$10,015,072	24%	\$4,315,554	\$5,226,099	21%
Expenses by Department						
Exec and Admin	\$734,483	\$698,422	-5%	1,825,167	2,064,456	13%
Worship	640,245	653,900	0%	584,542	626,271	7%
Community	157,658	382,036	142%	438,918	583,477	33%
Children's Ministry	578,024	603,839	4%	195,976	264,900	35%
Youth	353,633	443,709	25%	18,981	25,807	36%
Relationships	3,145	24,237	671%			
Discipleship	1,293,380	1,447,652	12%			
Mission	363,300	417,587	15%	223,144	283,460	27%
W83 Ministry Center	3,839,763	4,981,857	30%			
Network Allocation	342,608	412,898	21%	189,392	167,931	-11%
Total Expenses	\$8,306,239	\$10,066,137	21%	\$3,476,120	\$4,016,303	16%
Net Proceeds	-\$224,253	-\$51,065	77%	\$839,434	\$1,209,796	44%

redeemer counseling services

	2024	2025	YTY
Revenue			
General Contribution	\$550,619	\$698,910	27%
Sponsor A Client	109,400	49,165	-55%
Building a Clinic Team	350,000	87,500	-75%
Leadership Bridge Fund	200,000		-100%
Endowment for College Students	90,029	20,000	-78%
First Gen College Student Fund		50,000	
Fees Income	2,792,698	2,907,076	4%
Equipping and Enrichment Assessment	111,711	101,526	-9%
Other	88,908	90,808	2%
Total Revenue	\$4,293,365	\$4,004,985	-7%
Expenses			
Personnel	\$2,739,598	\$3,068,604	12%
Operating	819,564	929,930	13%
Network Allocation	114,720	126,192	10%
Total Expenses	\$3,673,882	\$4,124,726	12%
Net Proceeds	\$619,483	-\$119,741	-119%

center for faith and work

	2024	2025	YTY
Revenue			
CFW Contribution	\$25,872	\$19,771	-24%
Gotham Fund	20,492	25,026	22%
Program Income	\$145,687	\$145,103	0%
Other Income	1,000	1,000	0%
Total Revenue	\$193,051	\$190,900	-1%
Expenses			
Personnel	\$339,819	\$385,401	13%
Operating	223,765	163,035	-27%
Network Allocation	-369,080	-417,988	13%
Total Expenses	\$194,504	\$130,448	-33%
Net Proceeds	-\$1,453	\$60,452	4260%

statement of financial position

by location – as of December 31, 2025

	RWS	LSQ	RCS	All Departments
Assets				
Current Assets				
Cash & Cash Equivalents	\$7,139,521	\$5,670,455	\$2,381,908	\$15,191,884
Accounts Receivable, Net	349,383	184,188	134,685	668,256
Grants Receivable	215,840			215,840
Other Current Assets	137,775	41,032	75,682	254,489
Total Current Assets	\$7,842,519	\$5,895,675	\$2,592,275	\$16,330,469
Long-term Assets				
Property & Equipment	42,201,985	23,000	41,981	42,266,966
Total Long-term Assets	\$42,201,985	\$23,000	\$41,981	\$42,266,966
Intangible Assets, Net	-\$115,235	\$1,655,264	\$1,885,857	\$3,425,886
Total Assets	\$49,929,269	\$7,573,939	\$4,520,113	\$62,023,321
Liabilities and Net Assets				
Liabilities				
Short-term Liabilities	\$860,558	\$1,800,146	\$2,235,881	\$4,896,585
Long Term Liabilities	12,405,143			12,405,143
Total Liabilities	\$13,265,701	\$1,800,146	\$2,235,881	\$17,301,728
Net Assets				
With Donor Restrictions	697,999	861,427	570,341	2,129,767
Without Donor Restrictions	35,965,569	4,912,366	1,713,891	42,591,826
Total Net Assets	\$36,663,568	\$5,773,793	\$2,284,232	\$44,721,593
Total Liabilities and Net Assets	\$49,929,269	\$7,573,939	\$4,520,113	\$62,023,321

**redeemer
west
side**